








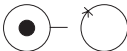

Roller conveyors, sliding and work tables

Please refer to price list concerning technical details








	13 S 200	13 S 300	13 S 240	13 S 340	AT 2000	AT 3000
	B = 2000 mm T = 1300 mm H = 930 mm	B = 3000 mm T = 1300 mm H = 930 mm	B = 2400 mm T = 1300 mm H = 930 mm	B = 3400 mm T = 1300 mm H = 930 mm	B = 2000 mm T = 1300 mm H = 850 mm	B = 3000 mm T = 1300 mm H = 850 mm
	60 kg	70 kg	80 kg	90 kg	70 kg	80 kg

	RT 13/200	RT 13/100
	B = 2000 mm T = 1300 mm H = 800 - 950 mm	B = 1000 mm T = 1300 mm H = 800 - 950 mm
	90 kg	75 kg

	HD 2000	HD 2500
	B = 2000 mm T = 1300 mm H = 930 mm	B = 2500 mm T = 1300 mm H = 930 mm
	260 kg	285 kg
	250 kg	250 kg
	8 Liter	8 Liter

1*) 					2*) 					3*) 														
STH 2500					STH 3500					STH 2510					STH 3510									
					B = 2500 mm T = 1600 mm H = 850 mm					B = 3500 mm T = 1600 mm H = 860 mm					B = 2500 mm T = 2250mm H = 860 mm					B = 3500 mm T = 2250 mm H = 860 mm				
					B = 2500 mm T = 1450 mm H = 1750 mm					B = 3500 mm T = 1450 mm H = 1750 mm					B = 2500 mm T = 1450 mm H = 1770 mm					B = 3500 mm T = 1450 mm H = 1770 mm				
					B = 2500 mm T = 1450 mm H = 2250 mm					B = 3500 mm T = 1450 mm H = 2250 mm					B = 2500 mm T = 1450 mm H = 2770 mm					B = 3500 mm T = 1450 mm H = 2770 mm				
					310 kg					335 kg					330 kg					360 kg				
					89,8 Liter					141 Liter					89,9 Liter					141 Liter				
					7 bar					7 bar					7 bar					7 bar				

STH 2500 extendable until 3500 mm, STH 3500 extendable until 4500 mm

1*)  2*) 								
	ST 2400	ST 3000	ST 4000	ST 3005	ST 4005	ST 3010	ST 3015	ST 4010
	B=2400 mm T=1600 mm H=850 mm	B=3000 mm T=1600 mm H=850 mm	B=4000 mm T=1600 mm H=850 mm	B=3400 mm T=1600 mm H=850 mm	B=4400 mm T=1600 mm H=850 mm	B=3000 mm T=1600 mm H=850 mm	B=3400 mm T=1600 mm H=850 mm	B=4000 mm T=1600 mm H = 850 mm
	B=2400 mm T=1450 mm H=850 mm	B=3000 mm T=1450 mm H=1750 mm	B=4000 mm T=1450 mm H=1750 mm	B=3400 mm T=1450 mm H=1750 mm	B=4400 mm T=1450 mm H=1750 mm	B=3000 mm T=1450 mm H=1950 mm	B=3400 mm T=1450 mm H=1950 mm	B=4000 mm T=1450 mm H=1950 mm
	170 kg	215 kg	215 kg	225 kg	250 kg	240 kg	255 kg	270 kg
	49 Liter	49 Liter	77,5 Liter	49 Liter	77,5 Liter	49 Liter	49 Liter	77,5 Liter
	7 bar	7 bar	7 bar	7 bar	7 bar	7 bar	7 bar	7 bar

All technical data goes for the basic machine without options.

Urban Machinery • 125 Werlich Drive • Cambridge, ON N1T 1N7
Tel.: (519) 624-0080 • Fax: (519) 624-8588 • e-mail: sales@urban-machinery.com

Visit us on the World Wide Web @ <http://www.u-r-b-a-n.com>

Subject to errors and modifications • Printed in Germany 08/2014 • e •



- **Roller conveyors vertical (RV Serie)**
- Roller conveyor vertical (RV Series) facilitates transportation of window elements. Individual grouping assembly possible:
- - Prefabricated machine parts systems (see price list).
- - Durable due to strong loadable castor types.

Supplement variant:

- Roller conveyor can be moved aside (see price list).
- Moving unit FH 10.2

Please refer to price list concerning technical details.



Height adjustable tilting table (STH 2500, 3500)
move windows elements into correct machining position. From horizontal into vertical and from bottom to top position.

- Stepless tilting table area from 100° to 180°.
- Stepless height adjustable up to 500 mm.
- Left and right extendable additional support up to 500 mm.
- 2 flat clamping cylinder units (SP 120).
- Easy removable roller conveyor.
- Profile protecting with glass ledges or felt surface (Please indicate when ordering, brush available at extra charge).
- Table height from 850 mm to 950 mm adjustable, therefore integrable into production line.

Supplement variant:

- STH 2510, 3510 left-right and additionally height extendable support up to 500 mm.
- STH 2500/W same as STH 2500 only with wheather bars notch (72 mm deep, 140 mm high).
- Additional flat clamping cylinder unit SP 120, 200.
- Moving unit FH 10.2.



- **Tilting tables (ST 2400, 3000, 4000)**
- move windows from horizontal into vertical position and are therefore flexible allround work places.
- - Stepless, pneumatic adjustable tilting area from 100° to 180°.
- - Easy removable roller conveyor (ST 4000 devided roller conveyor).
- - Profile protecting with glass ledges or felt surface (Please indicate when ordering, brush available at extra charge).
- - Table height from 850 mm to 950 mm adjustable, therefore integrable into production line.

Supplement variant:

- ST 3005, 4005 left and right extendable additional support up to 500 mm.
- ST 3010, 4010 height extendable additional support up to 500 mm.
- ST 3015, 4015 left, right and height extendable additional support up to 500 mm.
- Moving unit FH 10.2.
- Flat clamping cylinder unit SP 120, SP 200.

Sliding tables

(13 S 200, 13 S 300, 13 S 240, 13 S 340)
used for fast through-put in production lines.

- The assembly parts system grants individual composition of length.
- The adjustability of table height from 850 - 950 mm facilitates integration into production lines.
- Insert legs level out any roughness of floor.
- Profiles are protected by sliding ledges or felts (Please indicate when ordering).
- 13 S 240 and 13 S 340 with inclined edge.

Supplement variant:

- Stop rail 13 S 200/A and 13 S 300/A
- Moving unit FH 10.2.



Work tables (AT 2000 / AT 3000)
are allround work places.

- Easy integration into production lines thanks to the adjustability of dimensions (table height 850-950 mm).
- Floor roughness can be averaged out with insert legs.
- Slide or felt-protected bars grant gentle moving of the work piece (Please indicate when ordering).

Supplement variant:

- Moving unit FH 10.2



- **Roller table**
- Roller table, horizontal RT 13 used for fast through put in production lines.
- - The adjustability of table height from 850 - 950 mm facilitates integration into production lines.
- - Insert legs level out any roughness of floor.
- - Durable due to strong loadable castor types.
- - Suitable for any buffer zones in the production line.

HD 2000



Lift-and-turn tables (HD 2000, 2500)

for easy 360° turning of the elements.

- Turn frame with nonskid rubber surface.
- Operator friendly as lifting cylinder (up/down) is controlled with foot switch.
- Long lasting with heavy pivot bearing construction.
- Profile friendly with glass ledges or felt surface (please indicate when ordering, brush available, at extra charge).
- Table height from 850 mm to 950 mm adjustable, therefore integrable into production line.
- With insert legs floor roughness can be averaged out.

Supplement variant: - Moving unit FH 10.2.